

Green B+X

First Aid Training

SESSION 2 WORK SHEET

Put these in the right order for treating a bleed.



-Put pressure on the wound
-Sit or lay the person down
-Have a look at the cut to see if there is anything in it.

Which of these does NOT carry blood around the body?

- A Nerve
- B Vein
- C Artery


If someone is bleeding and they are feeling wobbly and faint we would put them;

- 1 On their back
- 2 On their front
- 3 Sitting up
- 4 On their back with their legs raised



DESIGN YOUR OWN FIRST AID BOX

Draw a picture of what you would put in your first aid box - anything goes!




First Aid Crossword

Test your brain powers and see if you can complete our first aid crossword this week.

Name: _____

Complete the crossword puzzle below



Created using the Crossword Maker on TheTeachersCorner.net

Across

2. They sometimes use this to stick wounds together?
4. blood back to the heart?
6. Which way do you lean someone who is having a nose bleed?
7. What would you put on a grazed knee?
8. Another name for a cut?
10. A large cut can be covered with this?
11. This is the pump in the circulatory system?

Down

1. We wear these to protect us against germs?
3. Blood from an Artery will?
5. How do you stop bleeding?
9. What do you check for this before we treat our patient?
10. It is a bleed that is under the skin?

